



Working process



1.Cable preparation: Shuck off the cable jacket, make the length of twisted-pairs enough for assembly.




4.Punch the pairs with the punching covers.




2.Uncover the punching covers.



5.Cut the superfluous cables.



3.Arrange the pairs according to the cable arranging guide-label which have been fixed on the keystone jacks.



6.Fix the cables with the tie wrap, and then cut the superfluous part of the tie wrap.